

Nidec

Drives



HVAC Drive H300

Efficiency and reliability in HVAC

Specialist Drive



controltechniques.com/support

HVAC Drive H300

The Specialist HVAC Drive

From the drive specialists

The HVAC Drive H300 variable frequency AC drive (VFD) is the result of extensive research and builds on our vast experience of the HVAC market.

The HVAC Drive H300, part of the newly introduced Specialist series of industry-specific drive technologies, builds on our company's five decades of drives expertise, delivering precise, dependable flow control.

The HVAC Drive H300 dimensions are among the smallest in its class at every power rating. This saves valuable building real estate, makes the drives easy to handle, and maximizes mounting flexibility.



5-year warranty as standard*

Our HVAC Drive is so reliable we are confident enough to supply it with a five-year warranty as standard.

Now you can buy with the same confidence.

*Warranty terms and conditions apply.



The drive for building HVAC

The HVAC Drive H300 has been designed to meet the needs of:

Consultants and design engineers

- All the necessary features to meet your building HVAC project specification requirements.
- A highly reliable product and support service: Simply specify, install and forget.

Contractors

- Fast, easy and secure installation, commissioning and maintenance.

Owners of commercial buildings

- Achieves maximum building occupant comfort.
- Optimum energy saving and value with rapid ROI.

A complete HVAC Building automation solution

The HVAC Drive H300 is optimised for fan/compressor control in HVAC applications and has all the features you would expect from a dedicated HVAC drive and more:

Building automation systems

- Seamless integration with Building Automation Systems with the following onboard communications supported:
 - BACnet, conformance tested to guarantee reliable operation.
 - Modbus RTU communications.

Custom software

- Flexibility without a Building Management System with optional modules for running custom application software.

Fire mode

- The HVAC Drive H300 has onboard Fire mode which allows the drive to continue running uninterrupted in the event of a fire. It can allow the safe extraction of smoke while the drive's other functions are maintained.

High efficiency operating modes

- Quiet operation with Rotor Flux Control modes, high switching frequencies (up to 16 kHz).
- Intelligent 10 speed drive cooling fan with minimum noise operation.





Conformal coated PCB

- High product reliability with conformally coated PCBs as standard.

Compact dimensions

- Among the most compact VFD in its class at every frame size, maximizing mounting flexibility.

Dual PID

Built-in dual process PID loops that can operate independently or be combined to provide more complex functionality.

Energy efficiency as standard

- Exponential energy savings through fitting a Control Techniques Variable Frequency Drive into the application.
- HVAC Drive H300 provides high energy efficiency, up to 98% where very little energy is lost in the conversion.
- Motor control of super high efficiency sensor-less permanent magnet motors.
- Dynamic Volts/Hertz energy optimization minimises power loss under low load conditions.

Energy savings

- Energy savings features promise a low total cost ownership:
 - Sleep, Wake & VFD standby modes ensure minimal wasted energy.
 - Onboard power metering includes a cost per kWh function to track operating costs.
 - Energy savings verified with CT Energy Efficiency Calculator tool.

Thermistor monitoring

- A temperature sensor input is available which can directly provide an analogue input without a transducer for control of fans and compressors.



Control Techniques in HVAC

The HVAC & Refrigeration market was identified as the largest single segment for growth within the top 8 growing Motor Drive Machinery Markets in 2020*

As HVAC & Refrigeration global demands increase, so does the need for efficient operation and saving energy.

Drives are highly concentrated in the HVAC & Refrigeration market and play a key part in reducing energy consumption – Control Techniques' HVAC Drive H300 drives builds on decades of expertise to provide flexibility and reliability within this rapidly growing market.

Extreme operating conditions

Operate in conditions from -20°C to 55°C* (40 °C as standard, above with derating).

Extended connectivity

Extended connectivity with SI option modules (POWERLINK, EtherNet/IP, Modbus TCP/IP, PROFINET, PROFIBUS, DeviceNet and CANopen)

Quick commissioning

HVAC Drive H300 portable memory devices: A Smartcard enables simplified maintenance and commissioning without a PC, storing parameters and system upgrades.



*Interact Analysis - Low Voltage AC Motor Drives Report 2020

Case study:



AXXA LTD Supplies

UK firm, Axxa LTD supplies automation and motion control products and services internationally.

The company aims to be a helpful partner throughout the procurement process, be it a replacement part to get production lines up and running or specifying the best instrumentation system for a new or existing plant.



“The fan motor works at a lower rpm than the old drive and has made a great difference in our restaurant area.

With the new drive, the wall has stopped shaking and the venue is not noisy anymore. From my point of view, this was a very simple project for us. Setting the drive up was very easy. It was up and running, the way we wanted, within half an hour. It was also easy to program; All Star Lanes have excellent support on hand if they ever need it.”

Jérôme Hardy, GED ADREM



Stopped vibrations
and noise



Improved customer
experience



Halved power
consumption and
energy bills



Case study:



Teesside Power Station

The installation of variable speed drives for fan control in a Cooling tower at Teesside Power Station is reducing downtime, as well as giving the potential for improving overall generating efficiency.

“Only one drives company – Control Techniques – could give us the drives features we wanted in a compact package that would fit.

The DOL starters produce mechanical snatch on high-inertia components, whilst, with the variable-speed drives, the fans are started gently and ramped up to its two-speed set-points. Equally, the stop sequence is a pre-determined ramp-down. We expect to see major benefits of reduced maintenance on this quadrant.”


Jon Scott, Senior Electrical and Control Engineer, PX LIMITED



Improved cooling
tower performance



Increased powerstation
efficiency



Reduced
maintenance

Case study:

Enhanced efficiency of up to 96% at national library



The National Library of France

“The ROI calculation showed that it would make far more sense to swap the asynchronous drive system for high-performance synchronous technology”

Jérôme Hardy, GED ADREM

The National Library of France (BnF) is the country's biggest library. Its collections comprise fourteen million books and periodicals, as well as a variety of other materials including manuscripts, prints & maps. To protect its valuable collections, BnF must operate an extremely reliable air conditioning system.



The Challenge

BnF had decided to replace an asynchronous variable speed drive assembly with a new drive system that would be used to power an air conditioning HVAC responsible for half of the library's reading rooms.

This decision was made after an energy optimisation study showed that the existing application's operating efficiency fell to just 50 % in winter.



The Solution

To handle the variable torque load of the HVAC and ventilation applications, a solution was implemented comprising a LSRPM 250 (85 kW) motor and a Control Techniques variable speed drive unit.



The Benefits

The permanent magnet synchronous motor offers enhanced efficiency of up to 96 % over the whole operating speed range.

Another cost advantage comes from the sensorless control which simulates an encoder input with a high degree of precision. "With this solution, not only do we eliminate the cost of the encoder, but we also reduce the number of components and thus the probability of a breakdown", says Hardy.

Since then, the equipment has been monitored and compared with the data collected during commissioning. This makes it easier to detect drift, premature wear and overconsumption.

The assembly is connected to the BMS (building management system), an automated, centralized supervision system that gives the speed setpoint.

Dust and water resistant HVAC Drive H300 High IP variant

The HVAC Drive H300 offers a full IP65 solution with exactly the same dedicated HVAC features & capabilities as the standard models.

IP65 provides protection from total dust ingress and low pressure water jets from any direction, making it a simple choice for harsh environments and the outdoors*. The HVAC Drive H300 is now one of the most protected drives on the market, maximising uptime and productivity, while cutting maintenance costs.

Standard and High IP drives

The High IP drive will already be familiar to users of the HVAC Drive H300, with all the same features that make commissioning effortless. The Hand-Off-Auto keypad with the built-in real-time clock is still available, sealed, and the protective casing has been designed with easy servicing and usability in mind.

This new variant enables customers to use both standard and high IP drives for the same project, so there is no longer any headache with mixing-and-matching vendors or product feature sets, making project qualification straightforward.

Save on installation

The HVAC Drive H300 High IP drive is enclosed in a sturdy, protective yet light casing, providing a compact solution. This not only allows easy integration in harsh environments but wall mounting close to the motor reduces installation costs, through:

- No cabinet required
- Shorter cable lengths
- Less labour time/cost to install drive


5-year warranty as standard*

Our HVAC Drive High IP is so reliable we are confident enough to supply it with a five-year warranty as standard.

Now you can buy with the same confidence.

*Warranty terms and conditions apply.
Shading from direct sunlight is required.





Simple commissioning

For hassle-free, efficient installation

Install and go. Application-focused design mean optimum performance can be achieved straight out of the box, with minimal set-up.

Guided commissioning tool

Gain complete control of your drive with Control Techniques' Connect PC Software. The dynamic drive logic diagrams allow the visualisation and control of the drive in real time. The parameter browser enables viewing, editing and saving of parameters as well as importing parameter files.



Guided setup screen within the Connect PC software

Single setup menu

Setup using only the keypad couldn't be easier. There's no need to waste time looking for all the parameters - we've grouped them all together for you in one, streamlined menu.

All relevant parameters are literally at your fingertips to easily configure and monitor your application.

All additional parameters are still accessible through the advanced menus, for un-precedented control and finetuning.

Free standing drive range

Ready to use pre-engineered high power drives

Highly efficient pre-engineered motor control system

Control Techniques' Free Standing Drive optimises motor energy efficiency and comes ready to use, pre-assembled in its own industry-standard cabinet with all necessary system components included. The HVAC Drive H300's Free Standing Drive variant complements and extends the product range, while having all of the core product's capabilities & features.

Light weight, but no light weight!

The H300 is also available with Control Techniques' largest frame, which not only offers 500 kW of power in a single module, but at 130 kg is up to 60 kg lighter than competitor drives. Its small footprint and pre-engineered accessories make it easy to install or retrofit in industry-standard cubicles.

No extra engineering required

The Free Standing Drive fits a small footprint, and it's easy to integrate with common cubicles, including as standard: load switch, fuses, fan, line & sharing chokes and cabling. The cabinet can also come with a door-mounted HMI with Real-Time Clock, for easy set-up and maintenance.

Thanks to the dedicated online configurator, getting a quote and ordering is as simple as can be. Even more, we can ship your Free Standing Drive to you at very short lead times, saving weeks on typical industry standards.

Large frame power module in pre-assembled cabinet





**CONTROL
TECHNIQUES**

HVAC

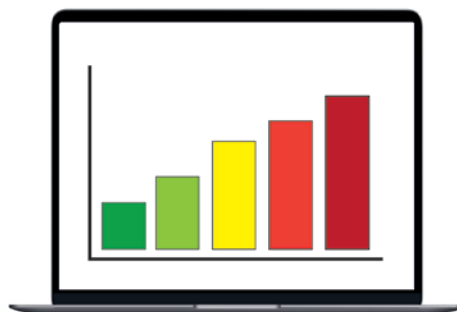

Control Techniques

PC Tools

Energy savings estimation

Control Techniques' energy optimisation software helps you analyse energy usage for flow applications and quantify the cost savings of using your Control Techniques drive.

- Estimation of energy usage using Control Techniques variable frequency drives for HVAC applications
- Identify the payback period through the energy savings from using a HVAC Drive H300 over conventional control methods



Free
download

Diagnostic Tool

The Diagnostic Tool App is a fast and simple tool, which allows users to quickly solve any error codes that the drive may show. Built within the app are easy to locate wiring diagrams for first time setup and fault finding with links to the relevant comprehensive manuals.

The app also has full contact details of the technical support teams around the world to aid you with technical assistance.

Available for iOS, Android and WindowsTM, download the app for free at:

www.controltechniques.com/mobile-applications



*For Microsoft users, please note that this mobile app operates with Windows 10 only.

Slot for Smartcard/SD card for parameter storage and cloning

Easy click-in keypad connector

Multi-language LCD keypad

With Hand, Off and Auto controls and built-in real-time clock for run time scheduling

3x System Integration (SI) module slots for communications and I/O**

Onboard I/O


2 x analog inputs	3 x configurable digital I/O
2 x analog outputs	2 x form C relay outputs
3 x digital inputs	1 x Safe Torque Off (STO) input

**SI-I/O option provides additional 4 x digital I/O, 3 x analog inputs (default)/digital inputs, 1 x analog output (default)/digital input, 2 x relays

User-friendly pluggable control connections



*Features and their locations vary on some drive sizes



Onboard EMC filter*

Conformal coating as standard

Aluminium chassis

Allows flexible mounting, with high performance extruded heatsink.

User-friendly power connections

With removable terminals*.

Adaptive multi-speed fan control

The fan can also be replaced by the user after installation

Robust cable management system

Grounding point for shielded control and power cables

3-pin RS485 Modbus communications as standard

HVAC drive H300

Ordering guide



Normal duty operation only

Suitable for HVAC applications, with a current overload requirement of 110% for 60 s*.

Conformance

- IP20 / NEMA1 / UL TYPE 1 *UL open class as standard, additional kit needed to achieve Type 1
- IP65 / NEMA4 / UL TYPE 12 rating is achieved on the rear of the drive when through panel mounted
- *Frame size 9D, 9E, 10D and 10E achieve IP55 / NEMA 4 / UL Type 12
- Ambient temperature -20 °C to 40 °C (-4 °F to 104 °F) as standard. Up to 55 °C (131 °F) with derating
- Humidity 95 % maximum (non-condensing) at 40 °C (104 °F)
- Altitude: 0 to 3000 m (9900 ft), derate 1 % per 100 m (330 ft) between 1000 m (3300 ft) and 3000 m (9900 ft)
- Random Vibration Tested in accordance with IEC 60068-2-64
- Bump Tested in accordance with IEC 60068-2-29
- Sinusoidal Vibration Tested in accordance with IEC 60068-2-6
- Mechanical Shock Tested in accordance with IEC 60068-2-29
- Storage temperature -40 °C to 55 °C (-40 °F to 131 °F) or up to 70 °C (158 °F) for short-term storage
- Electromagnetic Immunity complies with EN 61800-3 and EN 61000-6-2
- With onboard EMC filter, emissions comply with EN 61800-3 (category C3)
- EN 61000-6-3 and EN 61000-6-4 with optional footprint EMC filter
- IEC 60146-1-1 Supply conditions (category C1 or C2 depending on rating)
- IEC 61800-5-1 (Electrical Safety)
- IEC 61131-2 I/O
- EN 61000-3-12 with optional line reactor
- UL 508C (Electrical Safety)

*For more detailed information please see technical documents.

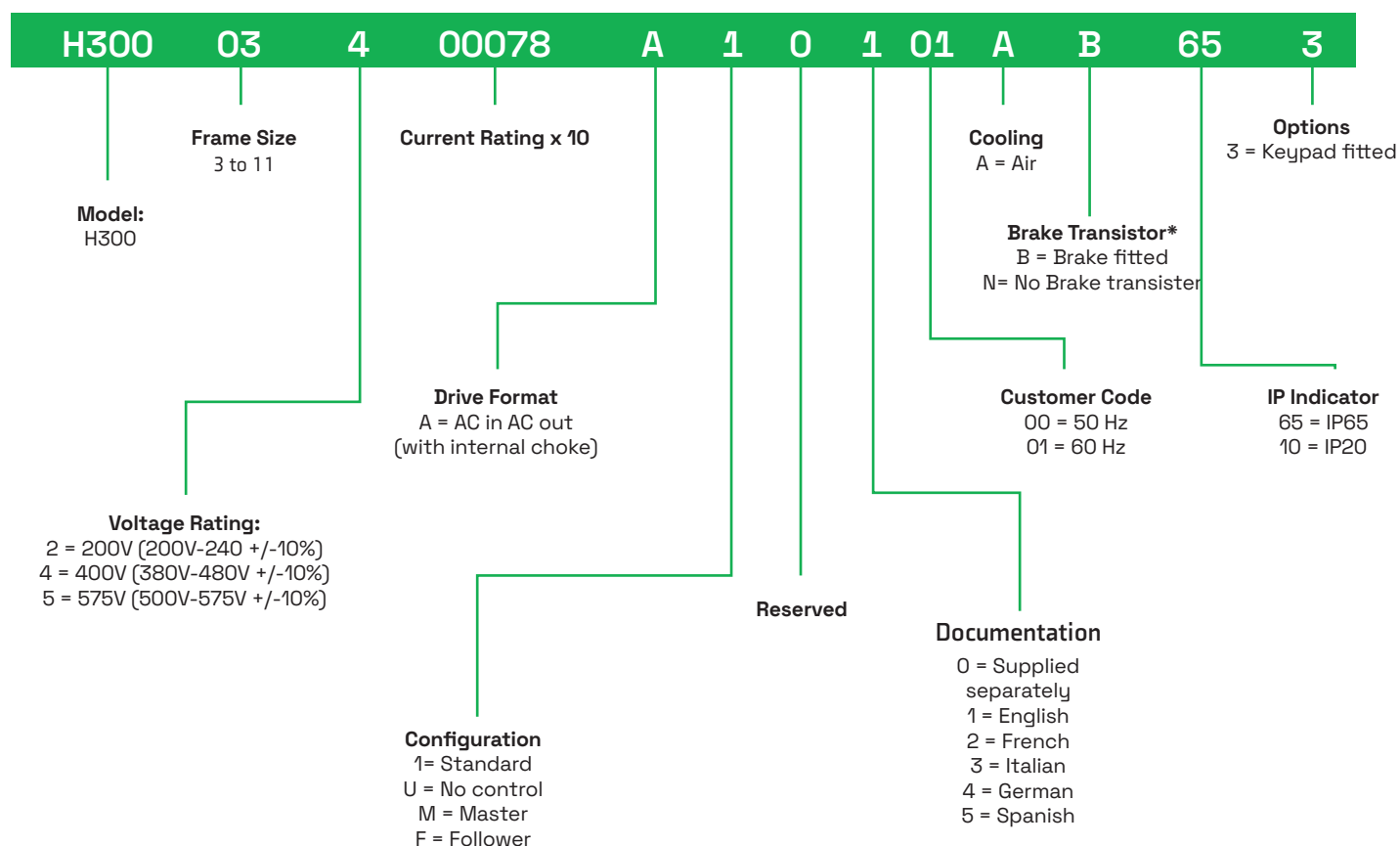
Frame size	Dimensions		Weight
	mm (HxWxD)	in (HxWxD)	
3	382 x 83 x 200	15.0 x 3.3 x 7.9	4.5 (9.9)
4	391 x 124 x 200	15.4 x 4.9 x 7.9	6.5 (14.3)
5	391 x 143 x 200	15.4 x 5.6 x 7.6	7.4 (16.3)
6	391 x 210 x 227	15.4 x 8.3 x 8.9	14 (30.9)
7	557 x 270 x 280	21.9 x 10.6 x 11.0	28 (61.7)
8	803 x 310 x 290	31.6 x 12.2 x 11.4	50 (110.2)
9A	1108 x 310 x 290	43.6 x 12.2 x 11.4	66.5 (146.6)
9E/10E	1069 x 310 x 290	42.1 x 12.2 x 11.4	46 (101.4)
9D/10D	Rectifier 355 x 310 x 290	Rectifier 15.8 x 12.2 x 11.4	12 (26.5)
	Inverter 773 x 310 x 290	Inverter 30.4 x 12.2 x 11.4	34 (75)
11E	1242 x 310 x 312	48.9 x 12.2 x 12.3	63 (138.9)
12T	1750 x 295 x 526	68.9 x 11.6 x 20.7	130 (287)

High IP	Dimensions		Weight
	mm (HxWxD)	in (HxWxD)	
Frame 03	570 x 256 x 225	22.5 x 10.1 x 8.7	7.5 (16.5)
Frame 04	572 x 256 x 221	22.3 x 10.1 x 8.7	9.3 (20.5)
Frame 05	572 x 256 x 221	22.5 x 10.1 x 8.7	10.0 (22.0)
Frame 06	575 x 317 x 248	22.7 x 12.5 x 9.8	16.9 (37.3)

Keypads

Description	Order code
KI-HOA Keypad RTC H300	82400000018500
Remote HOA Keypad RTC	82400000019700
KI-485 Adaptor	82400000016100

Product code structure



*B only for frames 3 – 8. N only for frames 9 – 11.

Manuals

H300 is supplied with a Step-by-Step Setup Guide to assist with fast, efficient commissioning. A detailed user guide is also available to download online, or can be requested from Control Techniques Drive Centres and Partners.

HVAC Drive H300

Model number and ratings

200/240 Vac $\pm 10\%$

Product Code	Normal Duty				
	Supply Phases	IP20 Max continuous current (A)*	Motor shaft power (kW)	Motor shaft power (hp)	IP65 Max continuous current (A)**
H300-03200066A	3	6.6	1.1	1.5	6.6
H300-03200080A	3	8	1.5	2	8
H300-03200110A	3	11	2.2	3	11
H300-03200127A	3	12.7	3	3	12.7
H300-04200180A	3	18	4	5	18
H300-04200250A	3	25	5.5	7.5	22
H300-05200300A	3	30	7.5	10	30
H300-06200500A	3	50	11	15	50
H300-06200580A	3	58	15	20	
H300-07200750A	3	75	18.5	25	
H300-07200940A	3	94	22	30	
H300-07201170A	3	117	30	40	
H300-08201490A	3	149	37	50	
H300-08201800A	3	180	45	60	
H300-09202160A	3	216	55	75	
H300-09202660A	3	266	75	100	
H300-09202160E	3	216	55	75	
H300-09202660E	3	266	75	100	
H300-10203250E	3	325	90	125	
H300-10203600E	3	360	110	150	

* Continuous currents at 2 kHz switching frequency for IP20 models with product codes: H300 (...) 103

** Continuous currents at 2 kHz switching frequency for IP65 models with product codes: H300 (...) 653

380/480 Vac $\pm 10\%$

Product Code	Normal Duty				
	Supply Phases	IP20 Max continuous current (A)*	Motor shaft power (kW)	Motor shaft power (hp)	IP65 Max continuous current (A)**
H300-03400034A	3	3.4	1.1	1.5	3.4
H300-03400045A	3	4.5	1.5	2	4.5
H300-03400062A	3	6.2	2.2	3	6.2
H300-03400077A	3	7.7	3	5	7.7
H300-03400104A	3	10.4	4	5	10.4
H300-03400123A	3	12.3	5.5	7.5	11
H300-04400185A	3	18.5	7.5	10	18.5
H300-04400240A	3	24	11	15	21
H300-05400300A	3	30	15	20	29
H300-06400380A	3	38	18.5	25	38
H300-06400480A	3	48	22	30	48
H300-06400630A	3	63	30	40	
H300-07400790A	3	79	37	50	
H300-07400940A	3	94	45	60	
H300-07401120A	3	112	55	75	
H300-08401550A	3	155	75	100	
H300-08401840A	3	184	90	125	
H300-09402210A	3	221	110	150	
H300-09402660A	3	266	132	200	
H300-09402210E	3	221	110	150	
H300-09402660E	3	266	132	200	
H300-10403200E	3	320	160	250	
H300-10403610E	3	361	200	300	
H300-11404370E	3	437	225	350	
H300-11404870E	3	487	250	400	
H300-11405070E	3	507	280	450	

* Continuous currents at 2 kHz switching frequency for IP20 models with product codes: H300 (...) 103

** Continuous currents at 2 kHz switching frequency for IP65 models with product codes: H300 (...) 653

500/575 Vac $\pm 10\%$

Product Code	Normal Duty				
	Supply Phases	IP20 Max continuous current (A)*	Motor shaft power (kW)	Motor shaft power (hp)	IP65 Max continuous current (A)**
H300-05500039A	3	3.9	2.2	3	3.9
H300-05500061A	3	6.1	4	5	6.1
H300-05500100A	3	10	5.5	7.5	10
H300-06500120A	3	12	7.5	10	12
H300-06500170A	3	17	11	15	17
H300-06500220A	3	22	15	20	22
H300-06500270A	3	27	18.5	25	27
H300-06500340A	3	34	22	30	34
H300-06500430A	3	43	30	40	
H300-07500530A	3	53	37	50	
H300-07500730A	3	73	45	60	
H300-08500860A	3	86	55	75	
H300-08501080A	3	108	75	100	
H300-09501250A	3	125	90	125	
H300-09501550A	3	155	110	150	
H300-09501250E	3	125	90	125	
H300-09501500Ev	3	150	110	150	
H300-10502000E	3	200	130	200	
H300-11502480E	3	248	175	250	
H300-11502880E	3	288	225	300	
H300-11503150E	3	315	250	350	

* Continuous currents at 2 kHz switching frequency for IP20 models with product codes: H300 (...) 103

** Continuous currents at 2 kHz switching frequency for IP65 models with product codes: H300 (...) 653

500/690 Vac $\pm 10\%$

Product Code	Normal Duty				
	Supply Phases	IP20 Max continuous current (A)*	Motor shaft power (kW)	Motor shaft power (hp)	IP65 Max continuous current (A)**
H300-07600230A	3	23	18.5	25	
H300-07600300A	3	30	22	30	
H300-07600360A	3	36	30	40	
H300-07600460A	3	46	37	50	
H300-07600520A	3	52	45	60	
H300-07600730A	3	73	55	75	
H300-08600860A	3	86	75	100	
H300-08601080A	3	108	90	125	
H300-09601250A	3	125	110	150	
H300-09601500A	3	150	132	175	
H300-09601250E	3	125	110	150	
H300-09601550E	3	155	132	175	
H300-10601720E	3	172	160	200	
H300-10601970E	3	197	185	250	
H300-11602250E	3	225	200	250	
H300-11602750E	3	275	250	300	
H300-11603050E	3	305	280	400	

* Continuous currents at 2 kHz switching frequency for IP20 models with product codes: H300 (...) 103

** Continuous currents at 2 kHz switching frequency for IP65 models with product codes: H300 (...) 653

Frame 12

Product Code*	Frame Size	Heavy Duty					Normal Duty			
		Rated Current (A)	Motor Shaft Power		Peak Current Open Loop (A)	Peak Current RFC (A)	Rated Current (A)	Motor Shaft Power		Peak Current (A)
			(kW)	(HP)				(kW)	(HP)	
380 - 480 V										
M000-12404800T	12	480 *	250	400	672	672	608 *	315	500	668
M000-12405660T	12	566 *	315	450	792	792	660 *	355	550	726
M000-12406600T	12	660 *	355	550	924	924	755 *	400	650	831
M000-12407200T	12	720 *	400	600	1008	1008	865 *	500	700	952
500 - 575 V										
M000-12503150T	12	315 *	250	350	441	441	360 *	250	350	396
M000-12503600T	12	360 *	250	350	504	504	410 *	300	400	451
M000-12504100T	12	410 *	300	400	574	574	460 *	330	450	506
M000-12504600T	12	460 *	330	450	644	644	510 *	370	500	561
500 - 690 V										
M000-12603150T	12	315 *	280	500	441	441	360 *	355	550	396
M000-12603600T	12	360 *	355	550	504	504	410 *	400	600	451
M000-12604100T	12	410 *	400	600	574	574	460 *	450	650	506
M000-12604600T	12	460 *	450	650	644	644	510 *	500	700	561

Notes:

Frame 12 is only available as an unassigned power module (M000) and an H300 control module must also be ordered

- Internal 125 kW brake chopper included as standard.
- * Continuous currents at 2 kHz switching frequency
- Implement 2.8 MW drive systems by connecting this module in parallel

For more information on these features and the rest of the capabilities of this module, please see the latest issue of the Modular Power Brochure



Accessories ordering guide

Comprehensive options for flexibility

Keypad type		Description
KI-HOA Keypad RTC - Green (Supplied as standard)		The KI-HOA Keypad RTC provides Hand-Off-Auto control. The display presents up to four lines of real text with multi-language translation, enhancing clarity and increasing ease of use. A battery operated real-time clock allows scheduling of run and off periods and adds accurate time stamping to diagnostics to aid rapid fault resolution
Remote HOA Keypad RTC		Remote mountable keypad, allowing flexible mounting on the outside of a panel (meets IP54/NEMA 12). The keypad offers Hand-Off-Auto control and can present up to four lines of real text with multi-language translation, enhancing clarity and increasing ease of use. Battery operated real-time clock allows scheduling of run and off periods and adds accurate time stamping to logged events, aiding diagnostics
KI - Keypad Plus (green)		KI-Keypad Plus's large and clear colour display makes the drive status information and parameter descriptions easy to read and readily accessible. It enables easy access to key drive features for enhanced machine performance, with the helpful wizard quickly guiding the user through configuration. Bluetooth allows remote and flexible connectivity for PC tool commissioning and programming, without needing to open the cabinet, for smarter and safer working. 10 user selectable parameters can be shown on the status screen, with real-time information, plus all parameters can be scaled and their units customised.
KI-485 Adaptor		This adaptor can be fitted in place of the drive keypad and provides additional ports to communicate via RS485. The adaptor is commonly used for programming the drive.
System Integration Modules - Communications		
SI-Ethernet		External Ethernet module that supports EtherNet/IP and Modbus TCP/IP and has an integrated web server that can generate emails. The module can be used to provide high speed drive access, global connectivity and integration with IT network technologies, such as wireless networking. To use multiple F600 drives in Multi-leader mode in a parallel pump system, each F600 drive must have an SI-Ethernet module fitted.
SI-PROFINET		SI-PROFINET allows H300 to communicate and interface with PROFINET PLCs and networks.
SI-PROFIBUS		PROFIBUS interface module PROFIBUS-DP (Decentralized Peripheral) interface module enables follower connectivity. It is possible to use more than one SI-PROFIBUS or a combination of SI-PROFIBUS and other option modules to add additional functionality such as extended I/O, gateway functionality, or additional PLC features
SI-DeviceNet		DeviceNet networking system interface module enables follower connectivity. It is possible to use more than one SI-DeviceNet or a combination of SI-DeviceNet and other option modules to provide additional functionality such as extended I/O, gateway functionality, or additional PLC features
SI-CANopen		CANopen interface module supporting various profiles, including several drive profiles
SI-POWERLINK		POWERLINK interface module supporting all AC drive families and conforming to the latest POWERLINK standard.
SI-BACnet IP		The SI-BACnet IP option module provides enhanced control and maximum efficiency in building automation systems, ensuring accurate and co-ordinated operation to boost occupant comfort.
MCi200		Second processor, providing advanced customisation using standard IEC61131-3 programming languages
MCi210		Extended advanced machine control using industry standard IEC61131-3 programming languages with simultaneous Connectivity to 2 separate Ethernet networks
Additional I/O and NV media cards		
SI-I/O		Extended I/O interface module to increase the number of I/O points on a drive. Provides additional: 4 x Digital I/O, 3 x Analog inputs (default)/Digital inputs, 1 x Analog output (default)/Digital input, 2 x Relays
Smartcard		The optional Smartcard memory device can be used to back-up parameter sets, as well as copying them from one drive to another
SD Card Adaptor		Conversion device that allows an SD card to be inserted into the Smartcard slot, for parameter cloning and application programs

*For higher cost efficiency, H300 can be supplied without a keypad. Please specify your preference when ordering.

Accessories ordering guide

Retrofit brackets

To allow an H300 to be fitted in existing Unidrive SP and Affinity surface mount installations.

Frame size	Order code
4	3470-0062
5	3470-0066
6	3470-0074
7	3470-0078
8	3470-0087
9A, 9E, & 10	3470-0118

Through-hole IP65 kits

Frame size	Order code
3	3470-0053
4	3470-0056
5	3470-0067
6	3470-0055
7	3470-0079
8	3470-0083

Through-hole IP55 kits

Frame size	Order code
9A	3470-0119
9E/10E	3470-0105
10 Inverter	3470-0108
10 Rectifier	3470-0106
11E & 11T	3470-0126
11D Inverter	3470-0130
11 Rectifier	3470-0123

Option modules

Option module	Order code
SI-PROFIBUS	82400000017500
SI-Ethernet	82400000017900
SI-DeviceNet	82400000017700
SI-CANopen	82400000017600
SI-POWERLINK	82400000021600
SI-PROFINET RT	82500000018200
KI-KEYPAD PLUS	82400000022600
MCi200	82400000017000
MCi210	82400000016700
SI-I/O	82400000017800

Tile mount kit

Frame size	Order code
3	3470-0049
4	3470-0060
5	3470-0073

General kit items

Item	Order code
Frame size 3 & 4 power connector split kit	3470-0064

Optional media and accessories

Description	Order code
SD-Smartcard Adaptor	3470-0047
Smartcard (64KB)	2214-0010

Accessories ordering guide

DC bus paralleling kits

Frame size	Order code
3	3470-0048
4	3470-0061
5	3470-0068
6	3470-0063
6 (connect to frame 3,4 & 5)	3470-0111

Line reactors

Frame size	Order code
9E 200 V/400 V	4401-0181
9E 575 V/690 V	4401-0183
10E 200 V/400 V	4401-0182
10E 575 V/690 V	4401-0184

UL type 1 conduit kits

Frame size	Order code
3&4	6521-0071
5	3470-0069
6	3470-0059
7	3470-0080
8 & 9A	6500-0106
9E & 10E	3470-0115
11	3470-0136

Optional external EMC filters

The H300's built-in EMC filter complies with EN 61800-3*. External EMC filters are required for compliance with EN 61000-6-4.

Frame size	Voltage	Order code
3	200 V	4200-3230
	400 V	4200-3480
4	200 V	4200-0272
	400 V	4200-0252
5	200 V	4200-0312
	400 V	4200-0402
	575 V	4200-0122
6	200 V	4200-2300
	400 V	4200-4800
	575 V	4200-3690
7	200 V	4200-1132
	400 V	4200-1132
	575 V	4200-0672
	690 V	4200-0672
8	200 V	4200-1972
	400 V	4200-1972
	575 V	4200-1662
	690 V	4200-1662
9A	200 V	4200-3021
	400 V	4200-3021
	575 V	4200-1660
	690 V	4200-1660
9E & 10E	200 V	4200-4460
	400 V	4200-4460
	575 V	4200-2210
	690 V	4200-2210
11	400 V	4200-0400
	575 V & 690 V	4200-0690

*For more detailed information please see technical documents.



Autom

Innovatin
environn
comfort

The world's leading global manufacturer of electric motors and controls

Nidec, the world's largest motor brand.

Nidec is in everything, everywhere.

If you drive a car, wash your clothes, watch movies or talk on a smartphone, you're using Nidec technology. Almost anything that spins and moves, no matter how big or small, does so thanks to a Nidec product.

Our shared values of passion, enthusiasm and tenacity guide us on our collective journey to be the best.



Appliance, commercial & industrial motors

Energy efficient motor and drive technology for commercial, industrial, and home appliances

otive

ng to help improve safety,
mental protection and
required for automobiles



Small precision motors

DC motors for all industries
and applications



Motion & Energy

High-performance motors, drives,
generators & energy management
solutions for renewables, automation,
infrastructure, and electric vehicles

Machinery

Machines, factory automation
equipment, measuring, and
testing devices



Connect with us



www.controltechniques.com

www.kbelectronics.com

©2024 Nidec Control Techniques Limited. The information contained in this brochure is for guidance only and does not form part of any contract. The accuracy cannot be guaranteed as Nidec Control Techniques Ltd have an ongoing process of development and reserve the right to change the specification of their products without notice.

Nidec Control Techniques Limited. Registered Office: The Gro, Newtown, Powys SY16 3BE.

Registered in England and Wales. Company Reg. No. 01236886.

